



ELSEVIER

# 如何進入SciVal系統

登入網址[www.scival.com](http://www.scival.com)



# 已有Scopus個人帳號

① 登入Scopus個人帳號



Scopus

[www.scopus.com](http://www.scopus.com)



搜尋 來源出版物

SciVal ↗



RH

開始探索

發現最可靠、最相關、最及時的研究，一站式處理。

② 點選scival可直接進入scival系統



文獻



作者



搜尋研究人員 (Researcher Discovery)

*Pilot*



機構


搜尋提示 ?

搜尋範圍

論文名稱、摘要、關鍵字



搜尋文獻 \*

+ 增加搜尋欄位  新增日期範圍 進階文獻搜尋 >

搜尋 



ELSEVIER

# 首次使用SciVal，請先註冊個人帳號(與Scopus同帳號)

- 用學校的郵箱註冊SciVal帳號(若已經有Scopus或Science Direct帳號，用同一個帳號密即可)。在學校IP內登錄後方可使用SciVal

## ① 登入網址www.scival.com

SciVal

Scopus > Check access Sign in

② 點選Sign in

Welcome to SciVal

SciVal offers quick, easy access to research performance of more than 18,300 research institutions and their associated researchers from 231 nations worldwide.



ELSEVIER

Welcome

③ 輸入Email(帳號)  
若已有帳號，則直接輸入密碼。

Enter your email to continue with SciVal

Email

Continue



## ④ 註冊新帳號

ELSEVIER

Register

Create password to register

Email  
abc@univ.edu 學校email

Given name 英文名

Family name 英文姓

Password 自行設定密碼

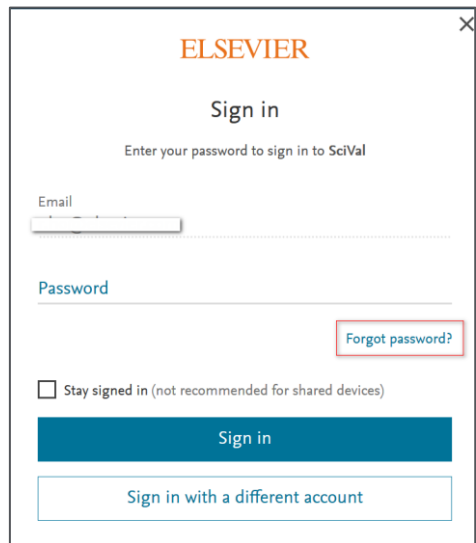
Stay signed in (not recommended for shared devices)

By continuing you agree with our [Terms and conditions](#) and [Privacy policy](#).

Register

# 若忘記您的SciVal登入密碼，請點選Forgot password重新設定

①輸入登入帳號email後，點選Forgot password



ELSEVIER

Sign in

Enter your password to sign in to SciVal

Email

Password

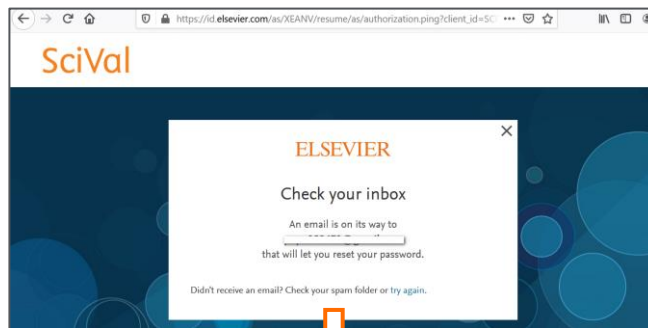
Forgot password?

Stay signed in (not recommended for shared devices)

Sign in

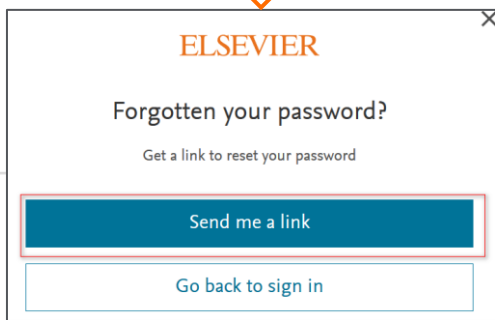
Sign in with a different account

③系統會直接將設定連結寄至您的email帳號，



④請至您的email信箱收信(主旨為Reset your password)，點選連結設定新密碼。

②點選Send me a link



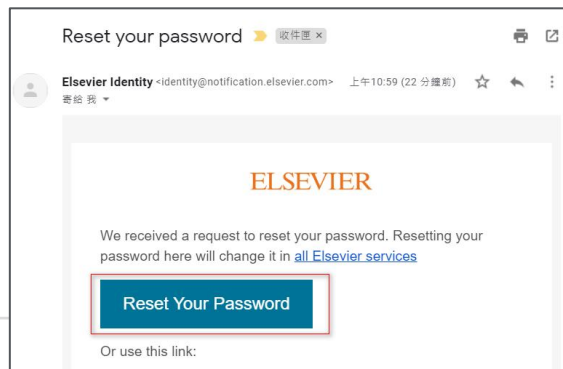
ELSEVIER

Forgotten your password?

Get a link to reset your password

Send me a link

Go back to sign in



請注意，當您重新設定密碼，同一email帳號其他Elsevier系統密碼亦會同時修改。  
單一帳密系統列表[https://service.elsevier.com/app/answers/detail/a\\_id/21600/](https://service.elsevier.com/app/answers/detail/a_id/21600/)

